




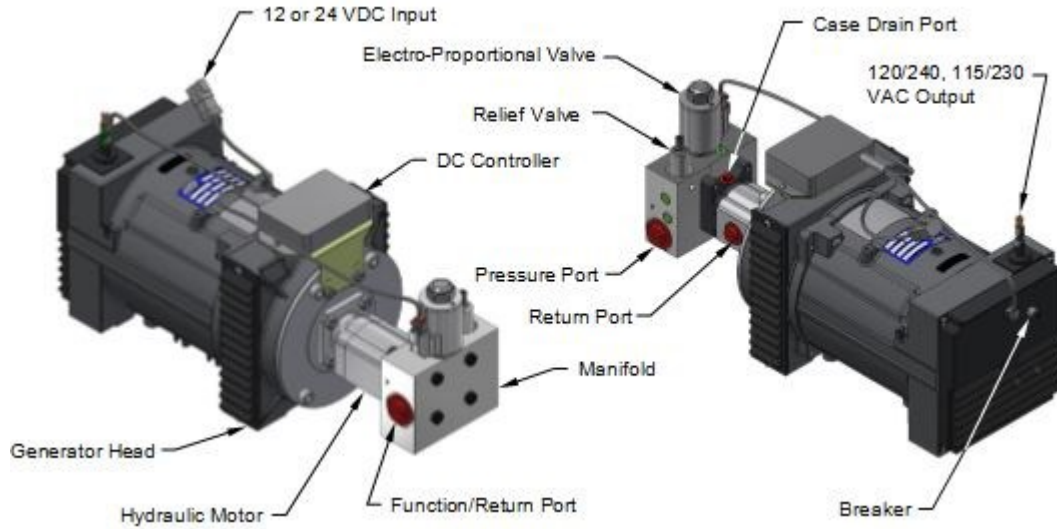
MTE Hydraulics, Inc.  
4701 Kishwaukee St.  
Rockford, IL 61109  
Phone: 815-397-4701  
[www.mtehydraulics.com](http://www.mtehydraulics.com)

# **MTE HYDRAULIC GENERATORS**

## **G Series Hydraulic Driven Generators**

**2.4-3.0kW—120VAC, 1PH, 60HZ / 2.3-2.9kW—115VAC, 1PH, 50HZ  
2.3-3.5kW—230VAC, 1PH, 50HZ**





**GENERAL INFORMATION**

**1. GENERATOR:**

- A) 3.0-3.7kVA (3.0-3.7kW), COMPOUND WOUND WITH BRUSHES
- B) 2 POLE (3600 RPM)
- C) INGRESS PROTECTION (IP) RATING: 23
- D) CLASS H INSULATION

**2. HYDRAULIC MOTOR:**

- A) DISPLACEMENT: 3.7-5.5cc (0.22-0.34 IN<sup>3</sup>/REV.) - PRESSURE BALANCED GEAR STYLE
- B) RATED SPEED: 4000 RPM CONTINUOUS.
- C) RATED PRESSURE: 3045 PSI, 3770 PSI MAX
- D) ROTATION: CCWDE

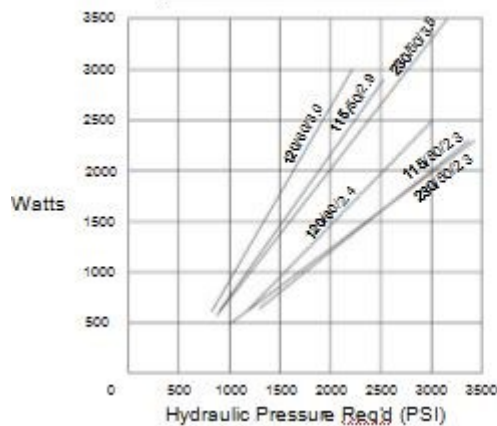
**3. MAXIMUM RATED AMPS: 25 (115-120VAC), 15 (230VAC)**

**4. RATED OUTPUT VOLTAGE: 120/240-115/230VAC ±10% (PER ANSI/PGMA G300-2015)**

**5. SUPPLY FLOW: 4.5-10 GPM (2.3-2.4kW), 6.0-12.0 GPM (2.9-3.5kW)**

**6. OVERALL DIMENSIONS (INCHES): 8.4 WIDTH x 20.4 LENGTH x 9.7 HEIGHT**

**PERFORMANCE CHART**



**HYDRAULIC SCHEMATIC**

